

Honeywell Home

Room Stat - T4

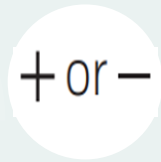
Quick-start guide

In MANUAL - set your desired room temperature, the flame icon will show when the stat is asking the boiler to fire up and heat the radiators.

In AUTO - you can set the times for the temperature to change. The larger figure on the display is the current room temperature, and the smaller figure above it is the desired temperature.



Switch between
AUTO and
MANUAL
settings



Alter the
desired
temperature

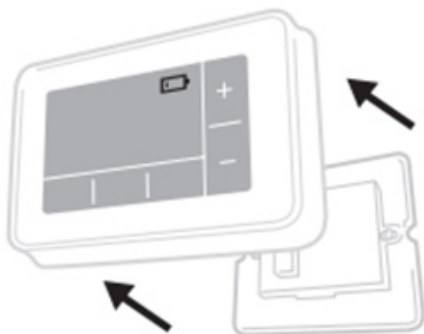


Shows stat is
asking the boiler
to fire up

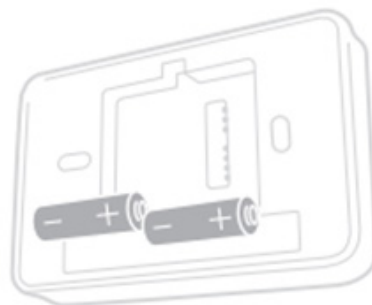


To enter main
menu and
program settings

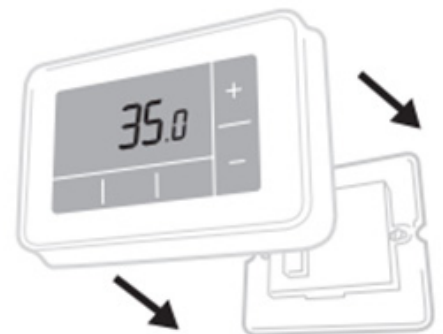
1. Pull Thermostat off the wall bracket or table stand.



2. Remove old batteries and insert new ones.



3. Clip Thermostat onto wall bracket or table stand.



Ashfield

DISTRICT COUNCIL