

ASHFIELD COMMUNITY SAFETY STRATEGIC PLAN

2024-2027



Contents

1. Foreword	3
2. Our Aim	4
3. Working in Partnership	6
4. Strategic Context	7
5. What does our 2022/2023 strategic assessment tell us?	8
Tackling Anti-Social Behaviour	9
Protecting Vulnerable People	13
Hate crime	14
Radicalisation	14
Modern Slavery	15
Substance Misuse	16
Addressing Serious Violence, Domestic Abuse & Violence Against Women and Girls	17
Domestic Abuse and Sexual Violence	18
Tackling Neighbourhood Crimes	19
6. Safer Streets for Ashfield	20
7. Delivering our Priorities	21
Tackling Anti-Social Behaviour	21
Protecting Vulnerable People	22
Addressing Serious Violence, Domestic Abuse & Violence Against Women and Girls	22
Tackling Neighbourhood Crimes	22
8. Our Outcomes	23
Priority 1	23
Tackling Anti-Social Behaviour	23
Priority 2	23
Protecting Vulnerable People	23
Priority 3	24
Addressing Serious violence, domestic abuse & Violence against women and girls	24
Priority 4	24
Tackling Neighbourhood Crimes	24
9. Further information and useful contacts	25



1. Foreword

The Ashfield Community Safety Partnership (CSP) is committed to preventing and reducing crime and disorder across the District.

As a partnership of agencies, we will work together to ensure we are tackling crime and anti-social behaviour and protecting vulnerable residents. Our vision is to provide a safer Ashfield where residents, businesses and visitors feel safer in the District.

We have identified four strategic priorities for the partnership which we will deliver over the next three years. These are the issues which evidence and public consultation tells us are causing the most harm and concern to those who live in, work in and visit Ashfield.

The plan sets out how we will address these community safety issues over the period of the strategy. Success in addressing our priorities requires the trust and confidence of the public in our agencies; as a result, there is a strong theme of engagement running throughout the partnership aims. Partnership working, community engagement and empowerment will continue to be the core components to tackling crime, anti-social behaviour and supporting the most vulnerable in our communities.



Theresa Hodgkinson
Chief Executive Officer
and Chair of Ashfield CSP



Cllr Jason Zadrozny
Leader of Ashfield
District Council



Cllr John Wilmott
Executive Lead for
Community Safety and
Crime Reduction



2. Our Aim

Our aim is to make our communities safer, and our residents feel safer through strategically focusing our efforts at a local level to help tackle anti-social behaviour, neighbourhood crime and violence through a mixture of enforcement, preventative and educational interventions. We are also equally committed to supporting our most vulnerable residents within our District by addressing underlying causes and hidden harms.

This plan will guide the partnership to build on significant work already being achieved to build safer and more cohesive communities, ensuring service accountability for responsible agencies and that key deliverables are undertaken to tackle crime and disorder, and safeguard those who are at risk.

Our work will be delivered through the **HIPE** model:

- **H**arm-focused
- **I**ntelligence-led
- **P**roblem-oriented
- **E**vidence-based

This means we will consider the harm caused by crime and disorder as our first prerogative in prioritising activity. We will use intelligence to guide our activity and undertake interventions in a problem-oriented fashion, seeking to fully analyse and understand issues which will help direct our activity in the most effective manner, being truly evidence-based in our decision-making.



Whilst the partnership and agencies within them will continue to focus on all demands relevant to their service area, through this plan additional focus will be placed on key areas to support a safer Ashfield, and we will aim to achieve this through committing to the following thematic areas:



Tackling Anti-Social Behaviour (ASB)

We are committed to investigating anti-social behaviour and environmental crime that blights our communities. We will actively design out anti-social behaviour, through target hardening, problem solving and active patrolling.



Protecting Vulnerable People

We are focused on supporting vulnerable residents recognising that victims, survivors and perpetrators of crime and anti-social behaviour can be vulnerable. We will safeguard adults and children to prevent harm and reduce the risk.



Addressing Serious violence, Domestic Abuse & Violence against Women and Girls

Tackling violence remains one of our priorities, including crimes that disproportionately affect women and girls, such as domestic abuse and assaults. We recognise these crimes can often impact significantly on individuals and communities. We will offer support to those impacted and focus on preventing incidents and improving feelings of safety in public spaces.



Tackling Neighbourhood Crimes

We will tackle neighbourhood crime by addressing domestic burglary, robbery, vehicle crime and theft from persons and businesses, ensuring victim centred and problem-solving approaches are adopted to support those impacted and prevent re-occurrence.

3. Working in Partnership

The Ashfield Community Safety Partnership consists of the following responsible authorities:

- Ashfield District Council
- Nottinghamshire County Council
- Nottinghamshire Police
- Nottinghamshire Office of the Police and Crime Commissioner
- Nottinghamshire Fire and Rescue Service
- His Majesty's Prison and Probation Service
- National Health Service – Mid-Notts and South Notts Place-Based Partnerships

As well as the responsible authorities, the following organisations and partnerships support the work of the Community Safety Partnership:

- Discover Ashfield
- Change Grow Live (Substance Misuse)
- Domestic Abuse services
- Faith, charity and community sectors
- Education providers
- Housing Associations
- Local businesses
- Residents, the community and elected representatives

Each responsible authority has a duty to work in partnership to protect their local communities from crime, and anti-social behaviour, protecting vulnerable people and helping people feel safer. They work together to address key areas such as anti-social behaviour, substance misuse, and re-offending by assessing trends and emerging issues impacting on the local area.

The overall aim of the Ashfield Community Safety Partnership is to:

- Create a safer and stronger District for people to live, work, and visit.
- Work in partnership to deliver local priorities that address crime and disorder.
- Deliver local, regional, and national priorities.

To support this, we undertake annual reviews to inform our objectives and priorities which is used to help inform what is delivered locally across Ashfield. The Ashfield Community Safety Strategic Plan (2024 – 2027) identifies how the Community Safety Partnership (CSP) aims to address local community safety issues impacting on communities and neighbourhoods across the District.



4. Strategic Context

Safer Nottinghamshire Board

The Safer Nottinghamshire Board (SNB) is a countywide strategic group that is required under Crime and Disorder Regulations to guide the delivery of shared priorities and partnership plans.

The SNB supports local community safety partnerships, including the Ashfield Community Safety Partnership. The SNB was established in 2008 and has fulfilled the requirement for a county strategy group in Nottinghamshire since then.

The priorities set by the SNB are:

- Domestic abuse
- Serious violence incorporating young people at risk of offending and/or criminal exploitation
- Prevent
- High Harm offences – slavery and exploitation
- Fraud and cyber crime

Nottinghamshire Police and Crime Plan

The Police and Crime Commissioner (PCC) for Nottinghamshire has published their Police and Crime Plan 2021–25. By law, this strategy must have regard to the priorities of the PCC.

The PCC's priorities are:

- Preventing Crime and Protecting People from Harm
- Responding efficiently and effectively to local needs
- Supporting victims, survivors, witnesses, and communities.

The Ashfield CSP has considered these priorities as part of its delivery. Our delivery plan highlights the contributions made by the Police and Crime Plan to delivering our objectives, and the successful delivery of the Ashfield strategy will contribute towards achieving the PCC Police and Crime Plan objectives.

Ashfield District Council Corporate Plan

In September 2023 Ashfield District Council approved a new Corporate Plan. This sets out the council's ambitions for the next four years and includes six priorities to guide the work of the council:

1. Health and happiness
2. Homes and housing
3. Economic growth and place
4. Cleaner and greener
5. Safer and stronger
6. Innovate and improve

This plan and its implementation will have a positive impact on several of these priorities.

For the Safer and Stronger priority, the council's ambitions include:

- Communities feeling safer
- Tackling and reducing levels of crime and ASB
- Delivering initiatives that focus on preventative, educational and enforcement interventions across areas of most prominence
- Targeting areas most impacted by crime and ASB
- Supporting vulnerable victims of crime and ASB and safeguarding vulnerable residents
- Providing support for high-risk survivors of domestic abuse and high harm offences



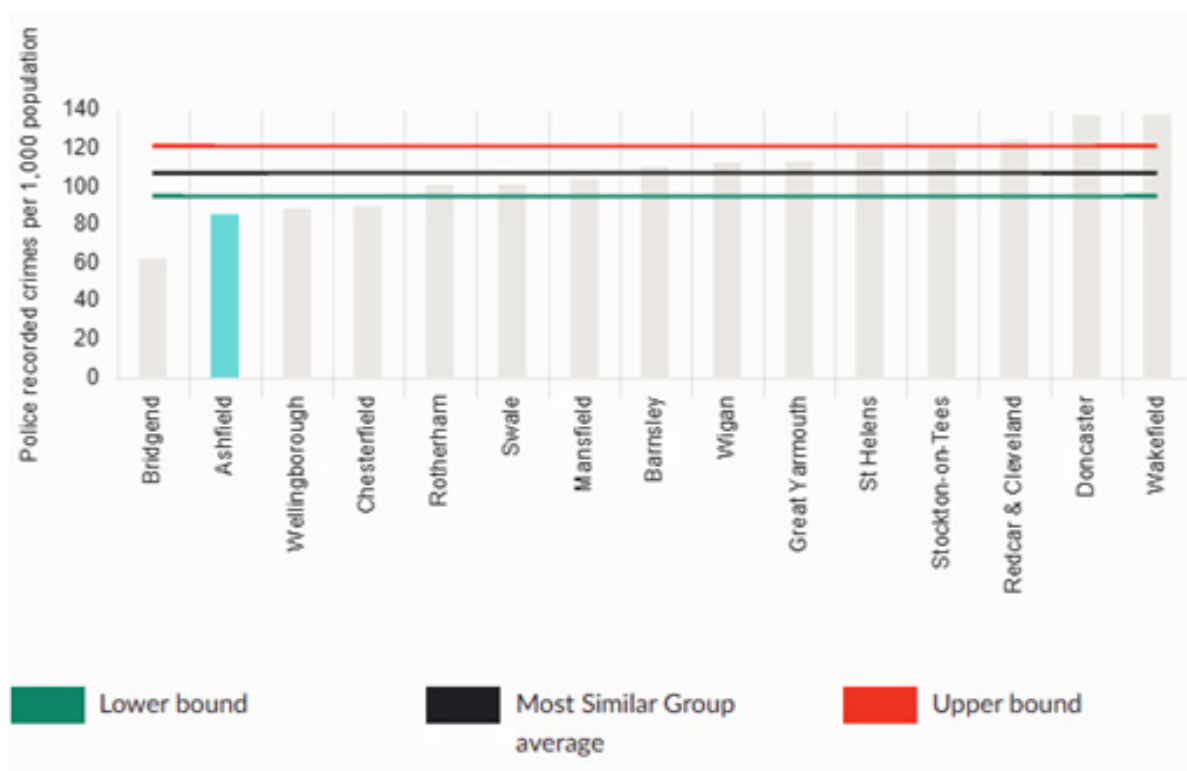
5. What does our 2022/2023 strategic assessment tell us?

Every year we refresh our 'Strategic Assessment' of crime and disorder with the support of the PCC. This document provides us a full picture of crime and Anti-Social Behaviour in Ashfield and helps us to agree our priorities. The assessment looks at crime and disorder across Ashfield so that solutions and interventions can be developed via a robust, evidence-based decision-making format, considering volume, impact, and harm.

In addition to crime and disorder issues, we consider the impact of socio-economic drivers of risk which may lead to an increased vulnerability to crime and heightened risk. These include, but not limited to:

- The cost of living
- Vulnerable adults, in particular those who do not meet the threshold for criminal or safeguarding interventions.
- Housing and homelessness
- Place shaping and regeneration

Compared to the 15 local authorities in England and Wales deemed as being most similar to Ashfield, recorded crime in Ashfield is significantly lower than all but one area, indicating that the work of the CSP, and agencies within it is having a positive impact in tackling crime and disorder across the District.



The key findings of the Strategic Assessment are outlined below. It is based on this assessment that we have agreed the four thematic areas that guide our partnership work over the next three years.

Tackling Anti-Social Behaviour

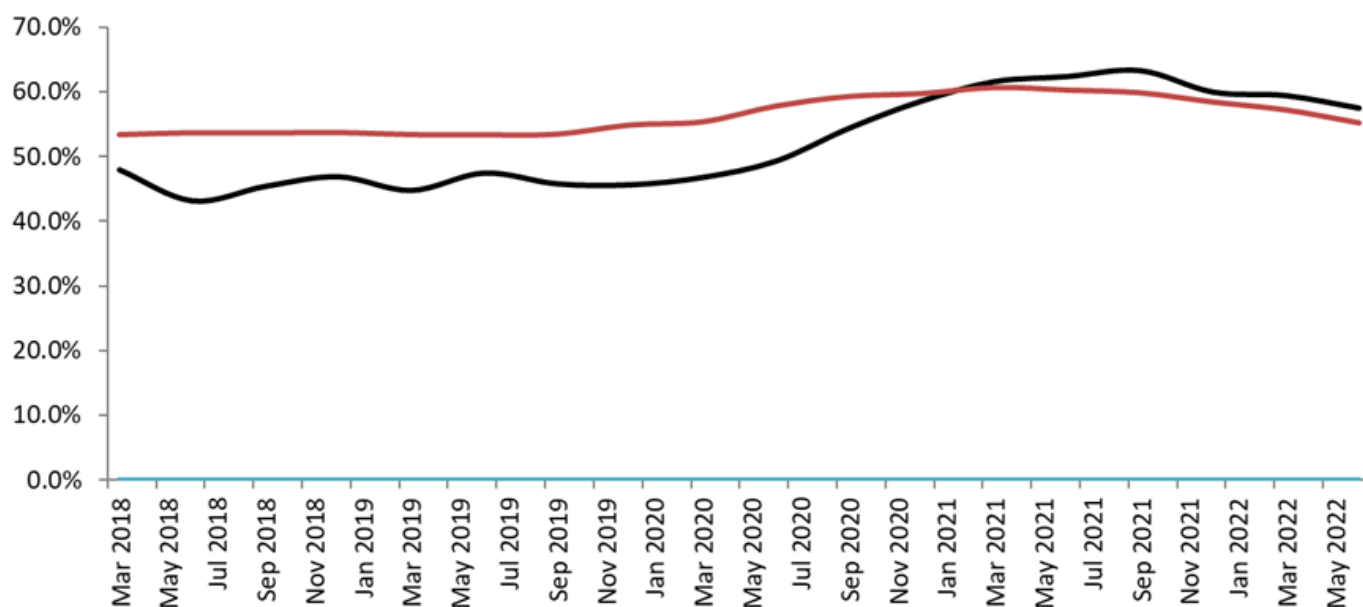
Anti-Social Behaviour in Ashfield	Oct 2021 – Sept 2022	Oct 2020 – Sept 2021	Volume change	Percentage change
	3575	4439	-864	-24%

Anti-Social Behaviour (ASB) was a priority for the partnership under the previous plan and several targeted operations have helped to achieve these significant decreases in ASB. This includes operation Springboard, a joint Council and Police initiative that sees joint patrols undertaken by Police and Council officers at peak times and in areas of priority, diversionary and educational activities, community cohesion events and targeting of offenders.

Findings of the Nottinghamshire Police Crime Survey, confirmed Ashfield has seen a marked and sustained improvement in public trust and confidence in the police/CSP since 2020, largely driven by funded projects (safer streets) secured by the partnership and improvements in visibility (Operation Springboard) and local activity (cohesion and engagement events) to tackle issues that matter most to people in the area.

From July 2020, public confidence in Ashfield in the police and Community Safety Partnership has increased, and although there was a slight downturn in Spring 2022 it was still higher than for the force area as a whole.

This is illustrated in the graph below:

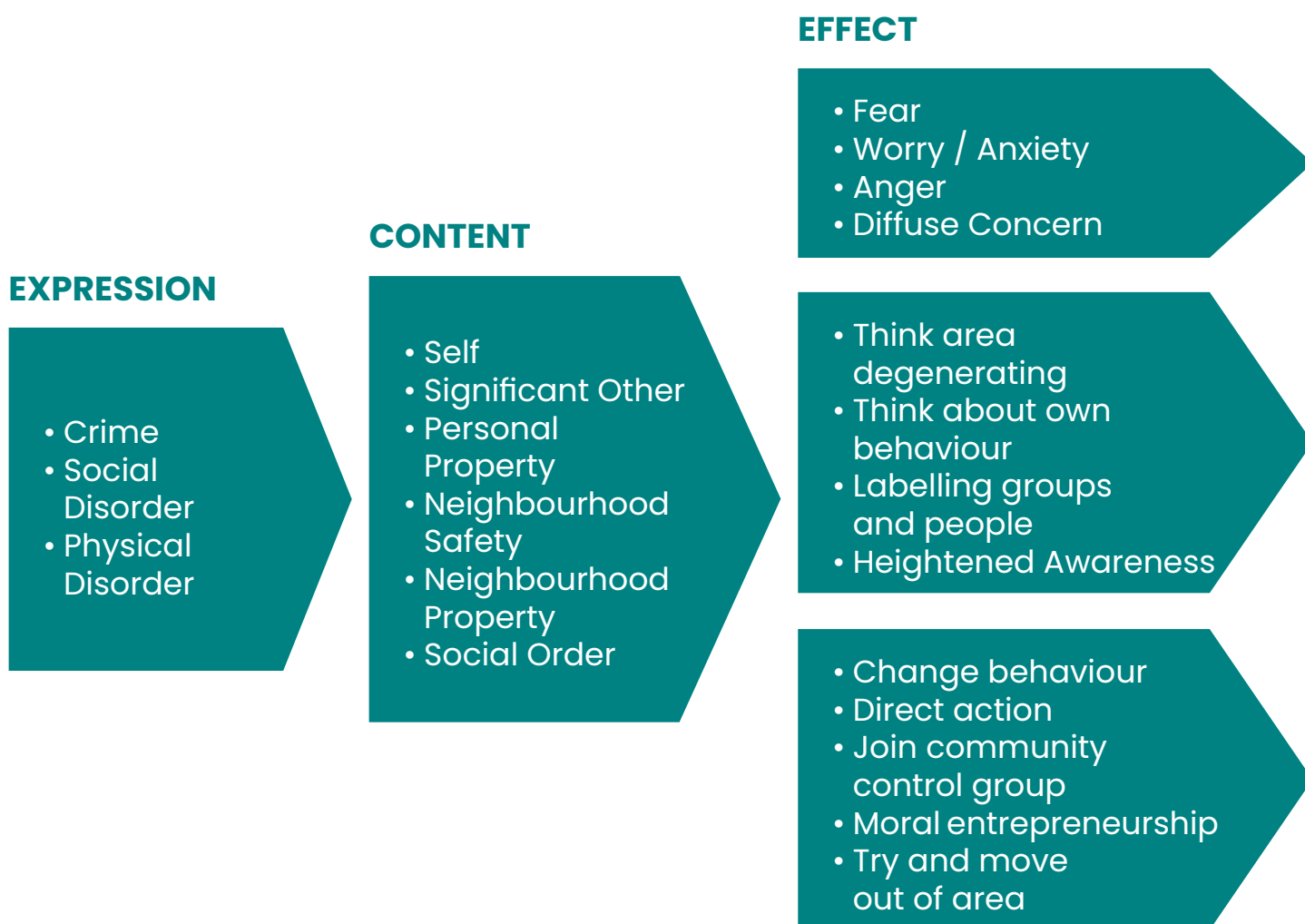


A community consultation was conducted between August and September 2022 across Ashfield which illustrated that the largest proportion of residents, 79%, identified that crime and anti-social behaviour in the District had become worse over the past 12 months. 19% identified that it had remained the same and only 2% identified that it had improved.

Respondents are most concerned that drug issues, shoplifting and anti-social behaviour are the key issues that they encounter. They would like the partnership to prioritise increased police patrols, taking positive action that tackles behaviour that generates fear, and address substance misuse to help tackle crime and anti-social behaviour and improve feelings of safety.

A major factor in people’s feelings of safety in the area in which they live is so-called “signal crimes” – the visible indicators of disorder which impact on people’s perceptions of security. ‘Signal Crimes’ are criminal incidents which causes a change in the public’s behaviour and/or beliefs about their security; signal disorders are acts which breach normal conventions of social orders and signify the presence of other risks. These can be social (for example, intimidating behaviour by groups of people) or environmental (for example, graffiti or litter, or an unkempt area).

This is why the partnership will be prioritising preventative and engagement work over the next three years to help design out crime, reassure local residents, and provide regular communication and consultation with Ashfield’s communities.



In Ashfield, 4,294 service requests were received for environmental crime issues in 2021-22.

Report Type	No. of reports
Littering	989
Graffiti	83
Flytipping	1880
Dog Fouling	426
Waste on land	916
Total	4,294

The areas with the highest volume of service requests were Hucknall, Kirkby and Sutton.

Area	No. of reports
Annesley	21
Bestwood	10
Hucknall	206
Huthwaite	68
Jacksdale	4
Kirkby	209
Selston	49
Skegby	16
Stanton Hill	25
Sutton	302
Underwood	6

The assessment confirms that environmental crime such as fly tipping, littering, dog fouling, waste on land, graffiti and abandoned vehicles remain a prominent issue for Ashfield residents and as a form of anti-social behaviour, the Community Safety Partnership is committed to addressing the issue through targeted patrolling, education and awareness, action days and problem solving initiatives.

Fly tipping is a significant concern for residents of Ashfield.

Area	No. of reports
Annesley	88
Bestwood	12
Hucknall	457
Huthwaite	102
Jacksdale	36
Kirkby	324
Selston	32
Skegby	47
Stanton Hill	112
Sutton	633
Underwood	36

The highest overall demand for Environmental Crime in Ashfield during this period was in Sutton in Ashfield, followed by Hucknall and Kirkby in Ashfield. A breakdown has been provided below:

Area	No. of reports
Sutton	1465
Hucknall	948
Kirkby	807

The highest overall demand for each of the top three areas is provided below:

Sutton	Sutton Central
Hucknall	Hucknall North
Kirkby	Kirkby East



Furthermore, residents were asked which crime and disorder types made them feel most insecure:

Neighbourhood area: Ashfield
Year to June 2022
587 respondents

Reckless & dangerous driving	40.7%	Reducing community concern	Above average concern
Drug use and dealing	38.7%	Stable level of concern	Above average concern
Speeding	36.1%	Reducing community concern	Average level of concern
Car crime	22.8%	Rising community concern	Above average concern
Nuisance & rowdy behaviour	22.4%	Stable level of concern	Average level of concern

The partnership recognises these crime types continue to impact on residents' feelings of safety and as such, Nottinghamshire Police have additional policing priorities which get reviewed on a 3 monthly basis to ensure that emerging issues and trends are appropriately addressed and remain under constant review.

The partnership also recognises that addressing underlying causes of crime and disorder is a crucial factor in tackling crime and disorder such as drug use and dealing and will attempt to engage residents to seek support as well as enforcement where appropriate.



Protecting Vulnerable People

Outside of Nottingham City, Ashfield has the highest number of socially vulnerable patients entering Accident and Emergency units. This can be taken as a proxy measure to indicate that demand caused by vulnerability in Ashfield which is above the Nottinghamshire average. Ashfield is an area of Nottinghamshire with higher-than-average levels of economic disadvantage; this can often correlate with increased levels of personal vulnerability.

A&E attendance - socially vulnerable patients

Area	2021-2022	2022-2023 (April - October)	Populations
Ashfield	9970	1290	128070
Bassetlaw	9565	5965	118660
Broxtowe	5680	3165	113670
Gedling	6135	3275	122070
Mansfield	8975	755	114895
Newark and Sherwood	8840	920	128995
Nottingham	16925	9860	373255
Rushcliffe	4775	2755	123520

Although the economic situation in Ashfield is improving, Ashfield is the 73rd most income deprived local authority area in England (of 316) – roughly equivalent to Lambeth and Waltham Forest. Social deprivation and crime are inextricably linked. There is a strong link between deprivation, poverty and poor mental health to serious violence and domestic abuse. In turn, these issues beget other, generational crime and disorder problems.

Recognising this as prominent matter, amongst other initiatives, the partnership has implemented a Vulnerable Adult Support Scheme to assist existing forums such as the Complex Case Panel to help support vulnerable groups. The CSP is also strategically aligned to health and wellbeing agendas to ensure joined-up holistic working.



Hate crime

Hate crime is defined as ‘any criminal offence which is perceived by the victim or any other person, to be motivated by hostility or prejudice towards someone based on a personal characteristic.

Five strands of motivation are monitored: race/ethnicity, religion/beliefs, sexual orientation, disability and transgender identity. Nottinghamshire Police monitor additional strands: alternative sub-cultures and misogyny as further motivating factors. Rates of hate crime in Ashfield are low, but increasing:

Hate crime	Oct 2021 – Sept 2022	Sept 2020 – Oct 2021	Volume change	Percentage change
	150	138	12	9%

The partnership will continue to ensure hate crime awareness is of key focus and will actively promote ways in which agencies within the partnership will address perpetrators and support those who are subjected to hate crime or wish to report a hate incident.

Radicalisation

Under the Prevent Duty, community safety partners are required to undertake certain actions to ensure that those who are at risk of radicalisation are identified and supported. Whilst responsibility for coordinating the Prevent Duty is the responsibility of Nottinghamshire County Council, in Ashfield partners are required to ensure that frontline practitioners are adequately trained to identify radicalisation and understand how to refer someone deemed to be at risk for assessment. Should the person being referred be deemed vulnerable to radicalisation, they may be supported through the multi-agency Channel Panel via Nottinghamshire County Council.

Existing services within the partnership are responsible for undertaking these functions and the CSP will actively support this delivery and have been successful in securing external funding from the Home Office to provide additional interventions to promote responsible citizenship under the Prevent Duty.



Modern Slavery

Modern slavery is the use of violence, threats or coercion to transport, recruit or harbour people in order to exploit them for purposes such as forced prostitution, labour, criminality, marriage or organ removal. Nationally, it is expected that the number of Modern Slavery and Human Trafficking (MSHT) and organised immigration crime occurrences will rise over the next year.

- April 2021 – March 2022: There were 89 MSHT offences investigated in Nottinghamshire.
- A lot of victims don't want police intervention.
- Most occurrences relate to criminal exploitation (drugs as the major crime type).
- The youngest victim in Nottinghamshire is 12 years old.
- Sexual exploitation primarily occurs in the south of the city.
- Figures from Nottinghamshire's National Referral Mechanism reflect national patterns.
- Very little information regarding perpetrators is given in the National Referral Mechanism referrals as the focus is on victims.

10 modern slavery offences were recorded in 2021/2022 against 6 in 2020/2021. Cases have been primarily related to drug supply and cannabis cultivation.

Whilst initial reports maybe considered lower than other offences, modern slavery often results in significant exploitation and nationally seen as underreported; Therefore, the CSP has contributed to supporting the development of a county wide modern slavery team to help improve detection of offences, support those at risk and take enforcement action against those who are found to have committed modern slavery related offences.



Substance Misuse

Local synthetic estimates suggest that there could be in the region of at least 175,600 individuals in Nottinghamshire who use substances frequently and could benefit from a substance misuse intervention, with 12,800 who are dependent on substances.

Nottinghamshire has a greater unmet need for alcohol compared to drugs. About one in ten of the years lost to death or disability in Nottinghamshire are attributable to drug or alcohol misuse (Global Burden of Disease 2019) and substance misuse represents a significant burden on the Nottinghamshire health and social care system.


For example, for hospitals:

- Alcohol-specific hospital admission rates are lower than the England average, but rates are higher than the England average in Mansfield and Ashfield.
- Adult alcohol-related hospital admission episodes are higher than the national average across all districts except Bassetlaw.
- Adult alcohol-related hospital admission episodes are higher than the England average for both males and females and across all age groups. There are more admission episodes overall in ages 40-64. The most female admission episodes are ages 40-64 and males over 65.
- Nottinghamshire is significantly worse than England and comparator areas for alcohol-related hospital admissions due to unintentional injuries.

In terms of substance misuse-related mortality:

- The rate of alcohol-specific mortality in Nottinghamshire is similar to the England rate although Mansfield's rate is higher.
- Nottinghamshire has slightly lower rates of alcohol-related mortality compared to the England rate, although Bassetlaw has a higher rate.
- Nottinghamshire and England deaths from drug misuse are rising. Nottinghamshire is lower than England, but Mansfield is higher.

The public consultation confirmed that the public would like us to focus on substance misuse therefore through active forums within the partnership such as the Vulnerable Adult Support Scheme and the Complex Case Panel; those identified at risk are able to seek support as well as the partnership taking robust enforcement action to tackle drug offences, and serious and organised crime through various intervention types i.e drug warrants, seizing illegal substance and closure orders. We also continue to work closely with Change Grow Live (CGL) which is a commissioned health service that specialises in supporting reduction of substance misuse via health support and wellbeing interventions.



Addressing Serious Violence, Domestic Abuse & Violence Against Women and Girls

In Nottinghamshire, Serious Violence is defined as “all incidents (including domestic violence) that cause serious harm. It also focuses on other offending that drives violence, so currently includes organised criminality and child exploitation”. 23% of all serious violence offences recorded in Nottinghamshire took place in Ashfield – Nottingham City is the only area in the police force area with a higher rate (41%). Sutton in Ashfield (alongside Newark) is seen as a secondary concentration of serious violence, with Nottingham City Centre and Mansfield Town Centre as the two primary hotspots in the force area.

Sutton in Ashfield had the second highest number of Violence with Injury offences (98) in 2022, after Nottingham City Centre (281); Sutton in Ashfield also had the highest volume of domestic flagged offences and the highest volume of non-fatal strangulation offences, twice as many as any other ward in the force area. Sutton in Ashfield is the third-highest ward in the force area for knife-enabled

serious violence, after Nottingham City and Arboretum.

The table below illustrates the breakdown of deaths from violence by local authority district. A larger time period than normal (April 2007–March 2022) is used due to small numbers in some areas for confidentiality.

Area	Number of deaths from violence	
Ashfield	22	10.5%
Bassetlaw	19	9.1%
Broxtowe	11	5.2%
Gedling	13	6.3%
Mansfield	29	13.8%
Newark and Sherwood	20	9.5%
Rushcliffe	11	5.2%
Nottingham City	85	40.4%
Nottinghamshire County	125	59.6%



Domestic Abuse and Sexual Violence

The assessment confirmed that domestic abuse and sexual offences are high which is a major factor for why this is a priority for the partnership. In the 12 months to the beginning of September 2022, Nottinghamshire police recorded a total of 21252 crime and non-crime domestic abuse occurrences. Of this figure, 15870 were classified as Domestic Abuse offences. This was an increase of 1756 crimes over the previous 12 months.

The positive outcome rate for the Domestic Abuse crime occurrences is 11.33% over the same period. Ashfield continues to be the area with the highest calls for service in relation to Domestic Abuse with nearly 14% of all Nottinghamshire force demand coming from the area. Taking this into consideration in tandem to the high harm impact for survivors of domestic abuse, this will remain a priority for the partnership.

23% of rape offences in Nottinghamshire were in Mansfield and Ashfield, the second highest after Nottingham City, and Sutton in Ashfield is the ward with the highest number of rape offences in the county (62).



Tackling Neighbourhood Crimes

Between 1st October 2021 and 30th September 2022, total recorded crime in the Ashfield District was 10,860 offences, which was a rise of 10.18% (1,105 offences) on the previous year. Four key crime types showed a reduction: anti-social behaviour (24%), burglary (1.2%), knife crime (22%) and drug offences (43%). The number of robberies was the same as the previous year.

Many crime types saw reductions in October 2020 to September 2021 compared to the previous year, but may have been influenced by the Covid-19 virus and associated restrictions and lockdown measures that were imposed.

There has been decreases in crime types that the public consultation identified as being important, most significantly anti-social behaviour and drugs.

	Oct 2021 to Sept 2022	Oct 2020 to Sept 2021	Oct 2019 to Sept 2020	% change for past year
All Crime	10,860	9,755	10,318	+11.33%
Drugs	273	390	376	-30%
Possession of Weapons	108	94	127	+14.9%
Theft from a Person	65	45	60	+31%
Other Crime	451	330	357	+27%
Robbery	86	86	96	No change
Public order	883	873	779	+2%
Shoplifting	1270	1012	1004	+20%
Other Theft	746	618	721	+17%
Criminal Damage	1234	1171	1335	+5%
Bicycle Theft	129	60	87	+53%
Burglary	515	521	762	-1.2%
Anti-Social Behaviour	3575	4439	4318	-24%
Vehicle Crime	593	445	631	+25%
Violence against the Person	4138	3768	3670	+9%
Knife Crime	68	83	62	-22%
Hate Crime	150	138	103	+8%

6. Safer Streets for Ashfield

The CSP has been successful in securing over £1.8 million of external funding to support community safety projects in Ashfield between 2019–2023. The funding has and is being used to address longstanding community concerns relating to feelings of safety, violence against women and girls, domestic abuse, neighbourhood crimes and anti-social behaviour in public places, as well as individual support

We recognise that these matters are of significance, and whilst agencies within the CSP will continue to take positive action through existing processes and frameworks, we are and will continue to actively apply local problem solving initiatives to safeguard those at risk, take enforcement action against perpetrators and provide educational awareness to drive behaviour change.

This will include delivering the serious violence duty, undertaking various interventions to address domestic abuse and VAWG, and remain actively involved in applying for funding opportunities to improve feelings of safety for women and girls, and explore options to prevent and detect sexual offences, anti-social behaviour and neighbourhood crime.

As this is a major area of focus for the CSP, major investment has been proportioned to address these matters having successfully secured external funding over recent years and this will continue to be closely monitored over the duration of this plan. Recent funding has enabled the partnership to undertake a number of initiatives, including:

- Installation of Safepoint Refuge Cameras
- Increased installation of CCTV and active monitoring
- Safe Space Accreditation Scheme rolled out in all town centres
- Healthy Relationship Programme delivered in primary schools
- Environmental measures including Increased Street Lighting in target areas
- Gating and restricting public access of alleyways in prominent areas



7. Delivering our Priorities

Delivering our priorities requires significant investment from all partners within the Community Safety Partnership, and a firm commitment to working together and dedicated resources to deliver a safer and stronger District.

An action plan will be developed by the partnership to sit alongside this plan. This will outline the specific projects and activities which partners will undertake individually and collaboratively to deliver the commitments made in this plan.

Tackling Anti-Social Behaviour

We will work with communities and our partners to understand why people feel unsafe and take steps to improve feelings of safety.

Our aims are:

- Increased identification and active targeting of offenders
- Provide provision to support victims and witnesses of ASB.
- Provide diversionary activity for those involved in or at risk of becoming involved in ASB
- Tackle issues relating to nuisance vehicle
- Provide hi-visibility patrols to promote feelings of safety and tackle ASB across target locations.



Protecting Vulnerable People

We will work in partnership with key local stakeholders to support vulnerable victims of crime and anti-social behaviour. We will protect our most vulnerable residents by identifying vulnerabilities and safeguarding those at risk of abuse and/or harm. We will provide support for high-risk survivors of domestic abuse and high harm offences through bespoke interventions and support plans. We will hold perpetrators to account and reduce the opportunities for them to continue to cause harm. Our aims are:

- Create a network of safe places through target hardening approaches
- Enhanced awareness of safeguarding, including but not limited to: extremism and radicalisation, hate crime, modern slavery, substance misuse, child sexual exploitation and mental health.
- Support and develop key initiatives and drivers that improve the lives of vulnerable residents.
- Actively promote community cohesion and health and wellbeing agendas.

Addressing Serious Violence, Domestic Abuse & Violence Against Women and Girls

We will work collaboratively to reduce gender-based violence, domestic abuse and serious violence. Our aims are:

- Upgrade and Introduce new CCTV and safe point devices for effective monitoring and to enhance feelings of safety for women and girls.
- Educate young people about healthy relationships
- Increase awareness of work being done to reduce opportunities for violence and abuse, and support local delivery and national strategies
- Develop Safe Space Accreditation schemes
- Work in partnership with commissioned domestic abuse services to support survivors of domestic abuse and take action against perpetrators.

Tackling Neighbourhood Crimes

We will work with partners to tackle and reduce levels of crime and ASB. Our aims include:

- Develop resident participation initiatives to empower residents within their communities.
- Install/review fixed ANPR and CCTV cameras to help identify suspects, disrupt serious and organised crime, gather intelligence, and investigate crimes.
- Target harden residential properties and public spaces prone to crime and disorder.
- Make environmental improvements and explore regeneration opportunities in estates, neighbourhoods and town centres across the district.

8. Our Outcomes

In order to understand the impact of our actions on crime and disorder, we will hold ourselves accountable through the monitoring of set of Key Performance Indicators.

Priority 1

Tackling Anti-Social Behaviour

What does success look like?

Residents will feel safer and more positive about Ashfield. Reports of ASB and secondary fires will fall. If people experience ASB, more victims will feel satisfied about the service they received. There will be fewer repeat victims of ASB.

Measure	Source
Concern about crime and ASB	Nottinghamshire Police Crime Survey
Volume of ASB reported to ADC	ADC
Volume of ASB reported to the police	Nottinghamshire Police
Experience of ASB	Notts PCC
Number of repeat victims of ASB	ADC/Nottinghamshire Police
Satisfaction with response to reported ASB	ADC/Nottinghamshire Police
Volume of secondary fires	Notts FRS

Priority 2

Protecting Vulnerable People

What does success look like?

People who are at risk will be identified and referred into the correct support. Their risk will be managed and reduced. We will bring a higher percentage of hate crime offenders to justice, and victims will be more satisfied with outcomes and the service they received. Prolific offenders will commit fewer crimes.

Measure	Source
Level of risk for individuals referred to the complex case panel	ADC
Reduction in risk of those referred to the MASH	Nottinghamshire County Council
Number of referrals to Prevent which result in adoption by Channel	Nottinghamshire County Council
Increase in hate crime convictions	Nottinghamshire Police
Increase in victim satisfaction	Nottinghamshire PCC
Reduction in reoffending by most prolific cohort	HMPPS
Volume of secondary fires	Notts FRS

Priority 3

Addressing Serious violence, domestic abuse & Violence against women and girls

What does success look like?

Victims of domestic abuse will receive the necessary support, and there will be fewer repeat victims. More victims will access the safe accommodation they require. There will be reductions in knife-enabled crime and hospital admissions for those suffering a violent injury with a sharp object. There will be fewer incidents of the most serious violent and sexual crimes.

Measure	Source
Number of repeat victims of domestic abuse	Nottinghamshire Police
Volume of MARAC referrals	Nottinghamshire County Council
% accessing safe accommodation	Nottinghamshire County Council
Incidents of Violence with injury	Nottinghamshire Police
Incidents of Rape and Serious Sexual Offences	Nottinghamshire Police
Hospital admissions for those suffering violent injury with a sharp object	ICB
Homicide	Nottinghamshire Police
Knife crime	Nottinghamshire Police

Priority 4

Tackling Neighbourhood Crimes

What does success look like?

There will be fewer incidents of neighbourhood crime. Businesses will report fewer incidents of retail crime. Residents, workers and visitors will feel safer.

Measure	Source
Reduction in neighbourhood crime (burglary, robbery, theft)	Nottinghamshire Police
Reduction in commercial crime (non-domestic burglary, shoplifting)	Nottinghamshire Police
Increase in feelings of safety	Nottinghamshire Police and Crime Commissioner

9. Further information and useful contacts

CSP – Community Safety Hub

To contact us about community safety and anti-social behaviour

Tel: 01623 450000

Email: asbduty@ashfield.gov.uk

Ashfield District Council

Tel: 01623 450000

Email: info@ashfield.gov.uk

Nottinghamshire Police

Non-Emergency Tel: 101

Emergency Tel: 999

www.nottinghamshire.police.uk

Nottinghamshire Fire and Rescue Service

Non-Emergency Tel: 0300 330 1000

Emergency Tel: 999

www.nottinghamshirefire.gov.uk

Nottinghamshire County Council

Tel: 0300 111 8000

www.nottinghamshire.gov.uk

Office of the Police and Crime Commissioner Nottinghamshire

Tel: 01785 232385

Email:

pcc@nottinghamshire.pcc.pnn.gov.uk

www.nottinghamshire-pcc.gov.uk

Crimestoppers

Confidential anonymous reporting of crime

Tel: 0800 555 111

National Domestic Abuse Helpline Assistance for victims of domestic abuse

Tel: 0808 2000 247 (24 hour freephone helpline)

Nottinghamshire Victim Care

A free and confidential service that provides information, advice, or practical and emotional support to all victims of crime in Nottinghamshire, even if it has not been reported to the police

Tel: 0800 304 7575

admin@nottsvictimcare.org.uk

Citizens Advice Ashfield

Citizens Advice Ashfield

Ashfield Health and Wellbeing Centre

Portland Street

Kirkby-in-Ashfield Nottinghamshire

NG17 7AE

Debt Advice

Tel: 01623 784385

Email: debt@ashfieldca.org.uk

Tel: 03444 111 444

Cost of living support

Hub with key information and links to help to support you or your business during the cost-of-living issues. <https://www.ashfield.gov.uk/environment-health/cost-of-living-support>

