


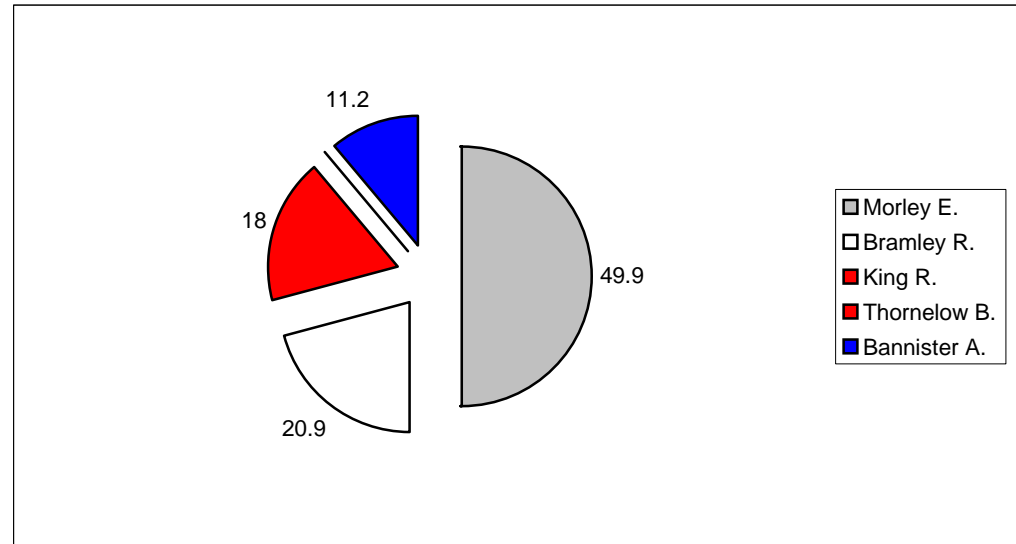


Hucknall Central





| | | | Vote | Share % | |
|---|-------------------|-----|-------------|----------------|------|
|  | Morley E. | Ind | Elected | 1,919 | 49.9 |
| | Bramley R. | Res | Elected | 804 | 20.9 |
|  | King R. | Lab | Not elected | 690 | 18 |
| | Thornelow B. | Lab | Not elected | 643 | |
|  | Bannister A. | Con | Not elected | 431 | 11.2 |

Summary

| | |
|------------|------|
| Electorate | 4875 |
| Turnout % | 78.9 |
| Seats | 2 |

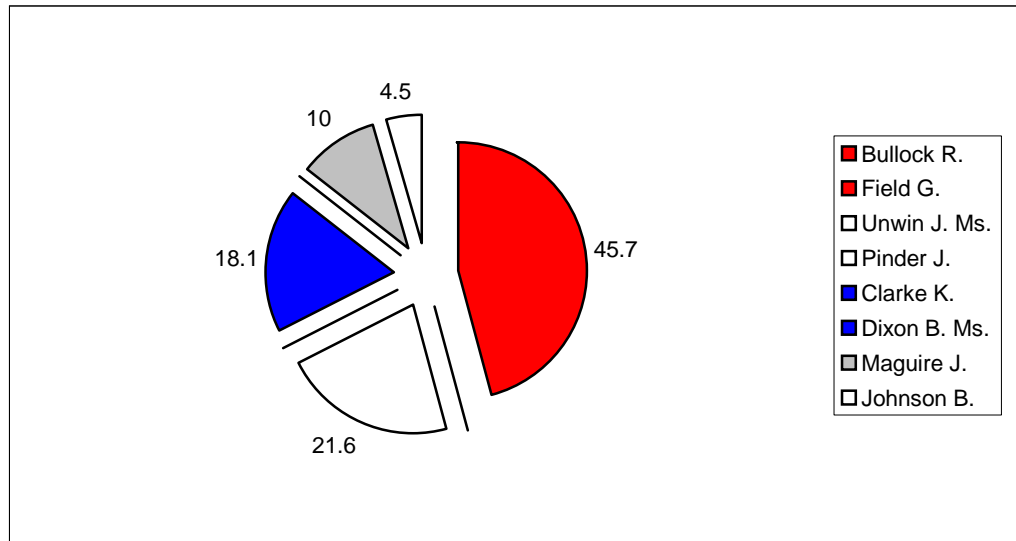


Hucknall East

| | | | Vote | Share % | |
|---|-------------------|------|-------------|----------------|------|
|  | Bullock R. | Lab | Elected | 929 | 45.7 |
|  | Field G. | Lab | Elected | 796 | |
| | Unwin J. Ms. | Res | Not elected | 439 | 21.6 |
| | Pinder J. | Res | Not elected | 418 | |
|  | Clarke K. | Con | Not elected | 368 | 18.1 |
| | Dixon B. Ms. | Con | Not elected | 337 | |
|  | Maguire J. | Ind | Not elected | 203 | 10 |
| | Johnson B. | Comm | Not elected | 92 | 4.5 |

Summary

| | |
|------------|------|
| Electorate | 4685 |
| Turnout % | 43.4 |
| Seats | 2 |

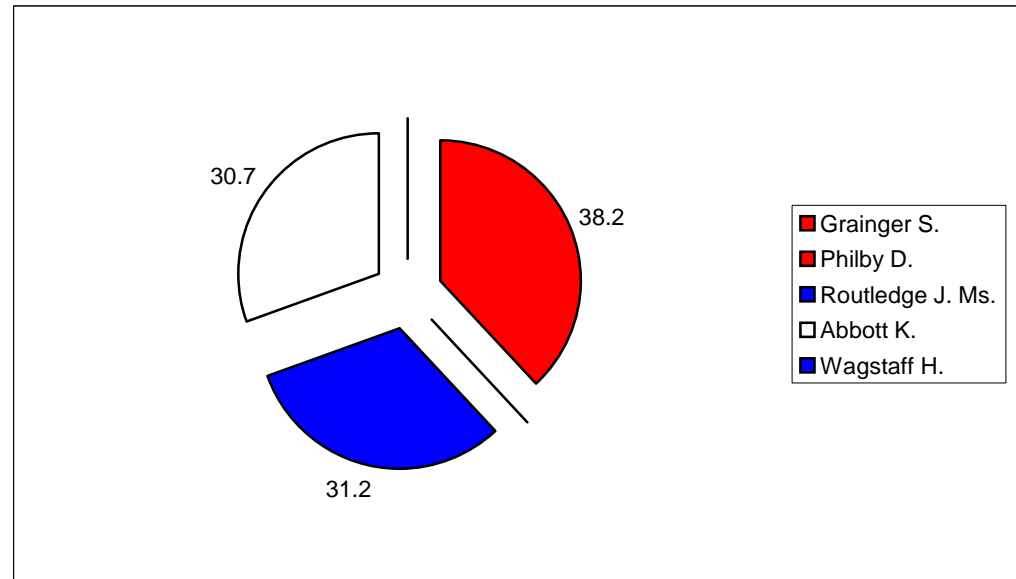


Hucknall North

| | | | Vote | Share % |
|--------------------|-----|-------------|-------------|----------------|
| Grainger S. | Lab | Elected | 894 | 38.2 |
| Philby D. | Lab | Elected | 850 | |
| Routledge J. Ms. | Con | Not elected | 730 | 31.2 |
| Abbott K. | Res | Not elected | 718 | 30.7 |
| Wagstaff H. | Con | Not elected | 617 | |

Summary

| | |
|------------|------|
| Electorate | 5331 |
| Turnout % | 43.9 |
| Seats | 2 |

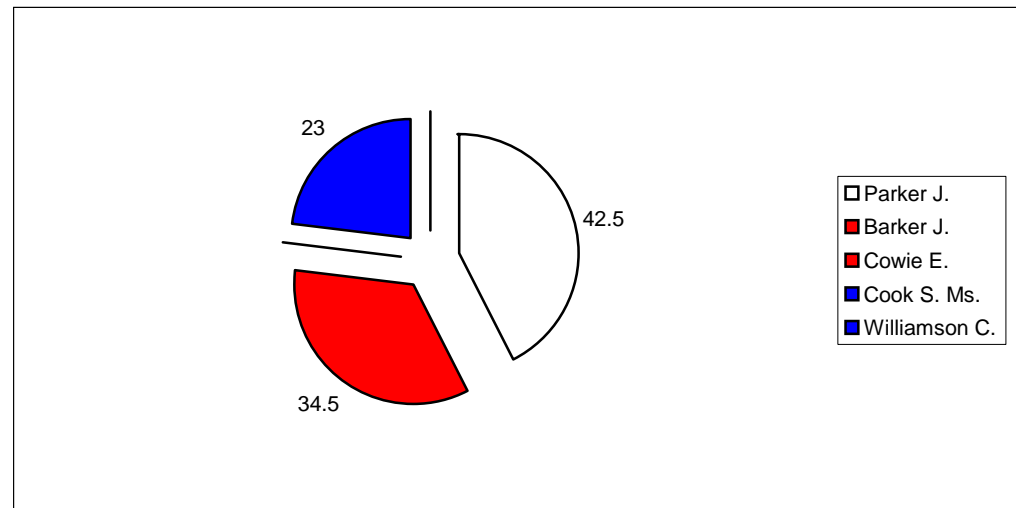


Hucknall West

| | | | Vote | Share % |
|------------------|-----|-------------|-------------|----------------|
| Parker J. | Res | Elected | 1,107 | 42.5 |
| Barker J. | Lab | Elected | 898 | 34.5 |
| Cowie E. | Lab | Not elected | 735 | |
| Cook S. Ms. | Con | Not elected | 599 | 23 |
| Williamson C. | Con | Not elected | 525 | |

Summary

| | |
|------------|------|
| Electorate | 4623 |
| Turnout % | 56.3 |
| Seats | 2 |

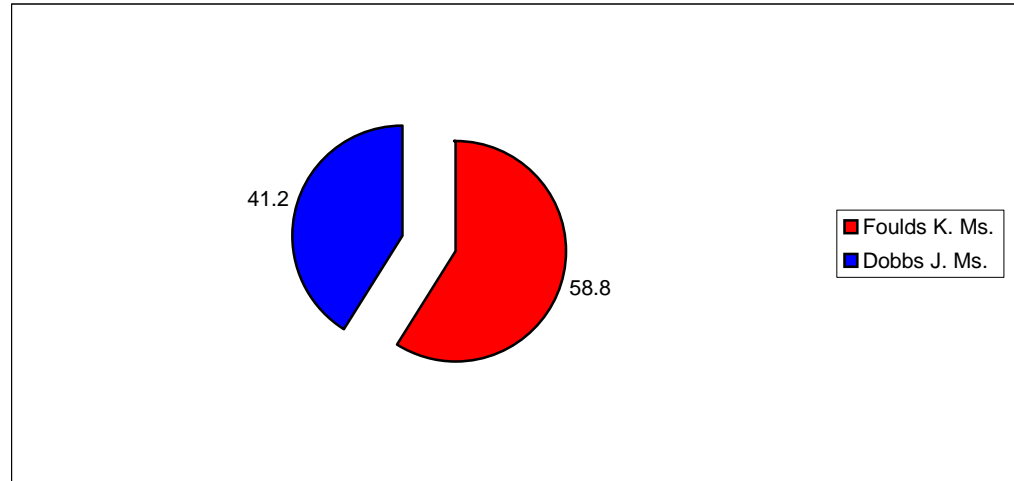


Jacksdale

| | | | Vote | Share % |
|--|-----|-------------|-------------|----------------|
| ■ Foulds K. Ms. | Lab | Elected | 545 | 58.8 |
| ■ Dobbs J. Ms. | Con | Not elected | 382 | 41.2 |

Summary

| | |
|------------|------|
| Electorate | 2233 |
| Turnout % | 41.5 |
| Seats | 1 |

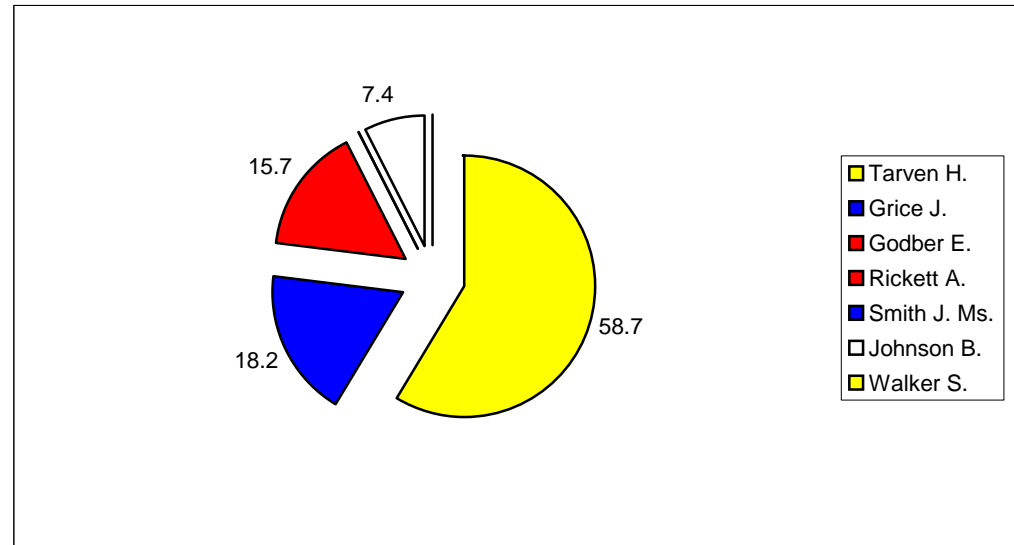


Kirkby Central

| | | | Vote | Share % |
|--|-----|-------------|-------------|----------------|
| ■ Tarven H. | Lib | Elected | 2,422 | 58.7 |
| ■ Grice J. | Con | Elected | 752 | 18.2 |
| ■ Godber E. | Lab | Not elected | 647 | 15.7 |
| ■ Rickett A. | Lab | Not elected | 620 | |
| ■ Smith J. Ms. | Con | Not elected | 477 | |
| ■ Johnson B. | Res | Not elected | 307 | 7.4 |
| ■ Walker S. | Lib | Not elected | 199 | |

Summary

| | |
|------------|------|
| Electorate | 4494 |
| Turnout % | 91.9 |
| Seats | 2 |

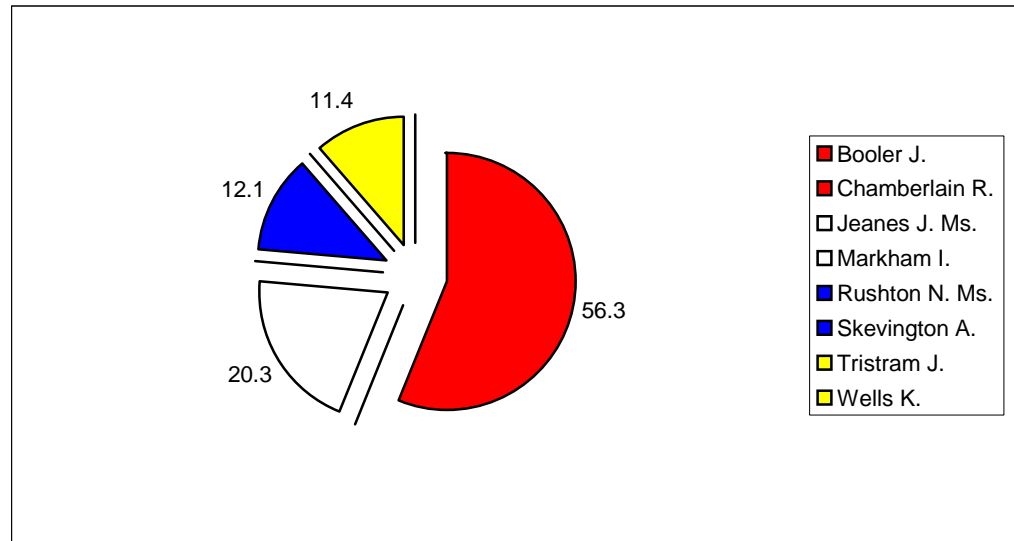


Kirkby East

| | | | Vote | Share % |
|--|-----|-------------|-------------|----------------|
| ■ Booler J. | Lab | Elected | 792 | 56.3 |
| ■ Chamberlain R. | Lab | Elected | 765 | |
| Jeanes J. Ms. | Res | Not elected | 285 | 20.3 |
| Markham I. | Res | Not elected | 265 | |
| ■ Rushton N. Ms. | Con | Not elected | 170 | 12.1 |
| Skevington A. | Con | Not elected | 168 | |
| ■ Tristram J. | Lib | Not elected | 160 | 11.4 |
| Wells K. | Lib | Not elected | 138 | |

Summary

| | |
|------------|------|
| Electorate | 4032 |
| Turnout % | 34.9 |
| Seats | 2 |

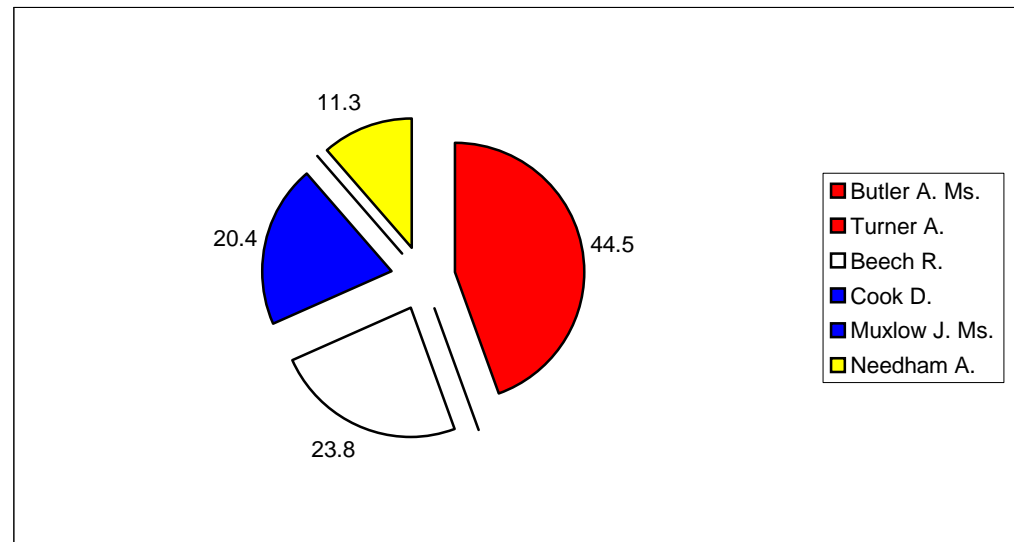


Kirkby West

| | | | Vote | Share % |
|---|-----|-------------|-------------|----------------|
| ■ Butler A. Ms. | Lab | Elected | 703 | 44.5 |
| ■ Turner A. | Lab | Elected | 687 | |
| Beech R. | Res | Not elected | 377 | 23.8 |
| ■ Cook D. | Con | Not elected | 322 | 20.4 |
| Muxlow J. Ms. | Con | Not elected | 297 | |
| ■ Needham A. | Lib | Not elected | 179 | 11.3 |

Summary

| | |
|------------|------|
| Electorate | 4231 |
| Turnout % | 37.4 |
| Seats | 2 |

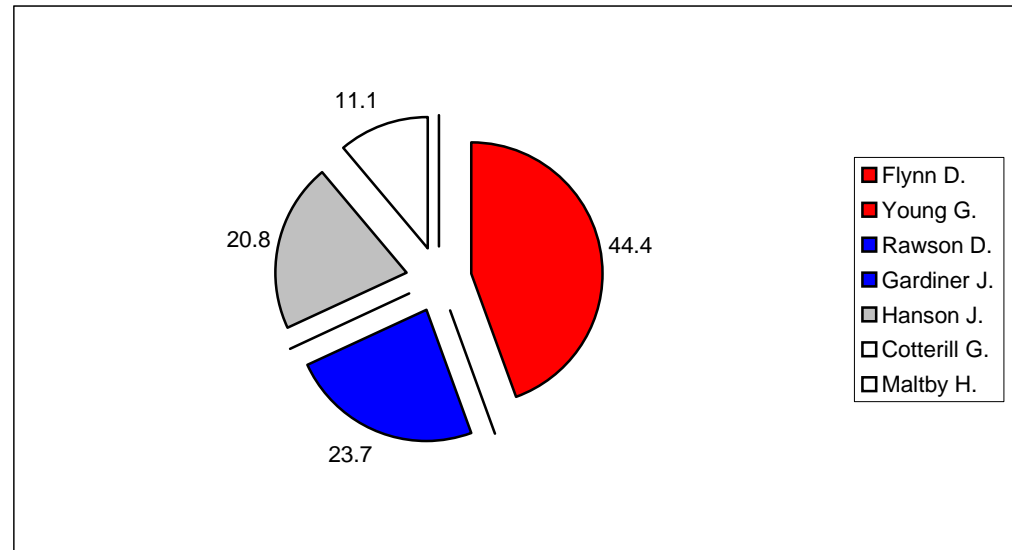


Selston

| | | | Vote | Share % |
|---------------------|-----|-------------|------|---------|
| Flynn D. | Lab | Elected | 868 | 44.4 |
| Young G. | Lab | Elected | 640 | |
| Rawson D. | Con | Not elected | 463 | 23.7 |
| Gardiner J. | Con | Not elected | 452 | |
| Hanson J. | Ind | Not elected | 407 | 20.8 |
| Cotterill G. | Res | Not elected | 216 | 11.1 |
| Maltby H. | Res | Not elected | 164 | |

Summary

| | |
|------------|------|
| Electorate | 4099 |
| Turnout % | 47.7 |
| Seats | 2 |

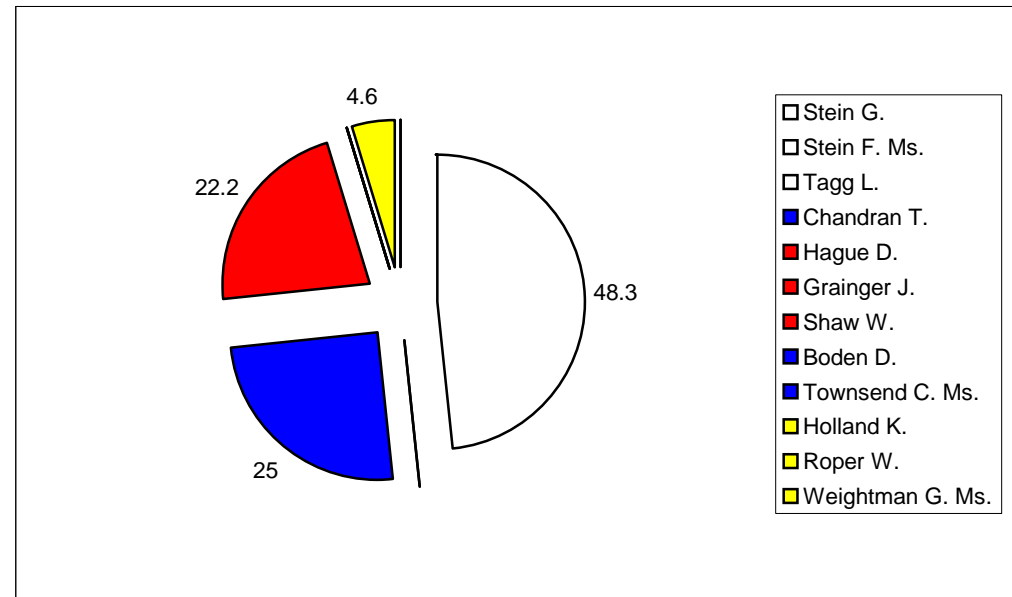


Sutton-In-Ashfield Central

| | | | Vote | Share % |
|-------------------------|-----|-------------|-------|---------|
| Stein G. | Res | Elected | 2,025 | 48.3 |
| Stein F. Ms. | Res | Elected | 1,696 | |
| Tagg L. | Res | Elected | 1,598 | |
| Chandran T. | Con | Not elected | 1,047 | 25 |
| Hague D. | Lab | Not elected | 930 | 22.2 |
| Grainger J. | Lab | Not elected | 922 | |
| Shaw W. | Lab | Not elected | 856 | |
| Boden D. | Con | Not elected | 501 | |
| Townsend C. Ms. | Con | Not elected | 423 | |
| Holland K. | Lib | Not elected | 194 | 4.6 |
| Roper W. | Lib | Not elected | 156 | |
| Weightman G. Ms. | Lib | Not elected | 124 | |

Summary

| | |
|------------|------|
| Electorate | 7860 |
| Turnout % | 53.4 |
| Seats | 3 |

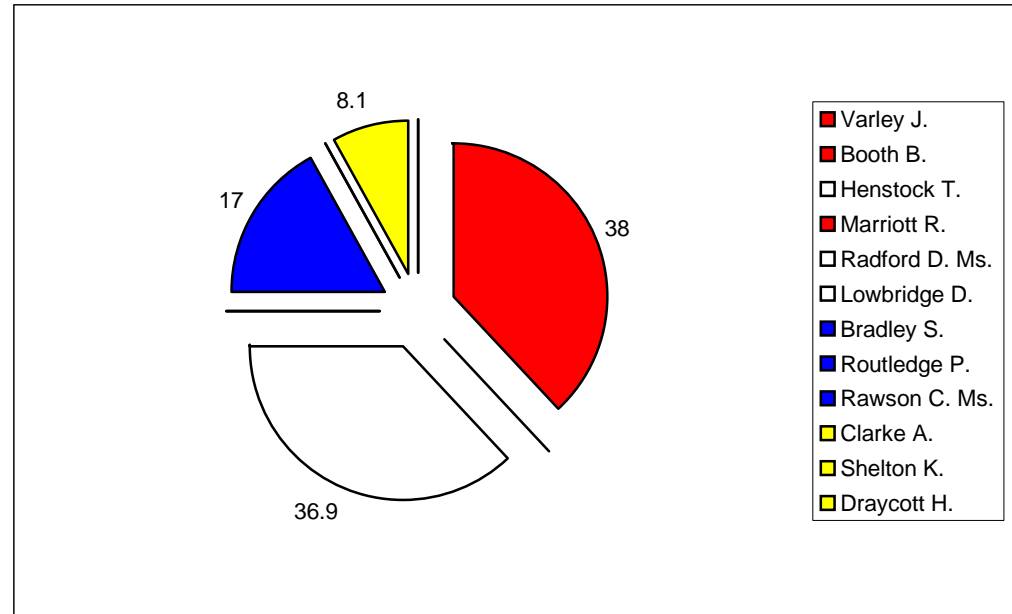


Sutton-In-Ashfield East

| | | | Vote | Share % |
|--|-----|-------------|-------------|----------------|
| ■ Varley J. | Lab | Elected | 1,214 | 38 |
| ■ Booth B. | Lab | Elected | 1,211 | |
| ■ Henstock T. | Res | Elected | 1,180 | 36.9 |
| ■ Marriott R. | Lab | Not elected | 1,172 | |
| Radford D. Ms. | Res | Not elected | 1,084 | |
| Lowbridge D. | Res | Not elected | 947 | |
| ■ Bradley S. | Con | Not elected | 545 | 17 |
| Routledge P. | Con | Not elected | 480 | |
| ■ Rawson C. Ms. | Con | Not elected | 419 | |
| ■ Clarke A. | Lib | Not elected | 259 | 8.1 |
| Shelton K. | Lib | Not elected | 222 | |
| ■ Draycott H. | Lib | Not elected | 183 | |

Summary

| | |
|------------|------|
| Electorate | 7569 |
| Turnout % | 42.3 |
| Seats | 3 |

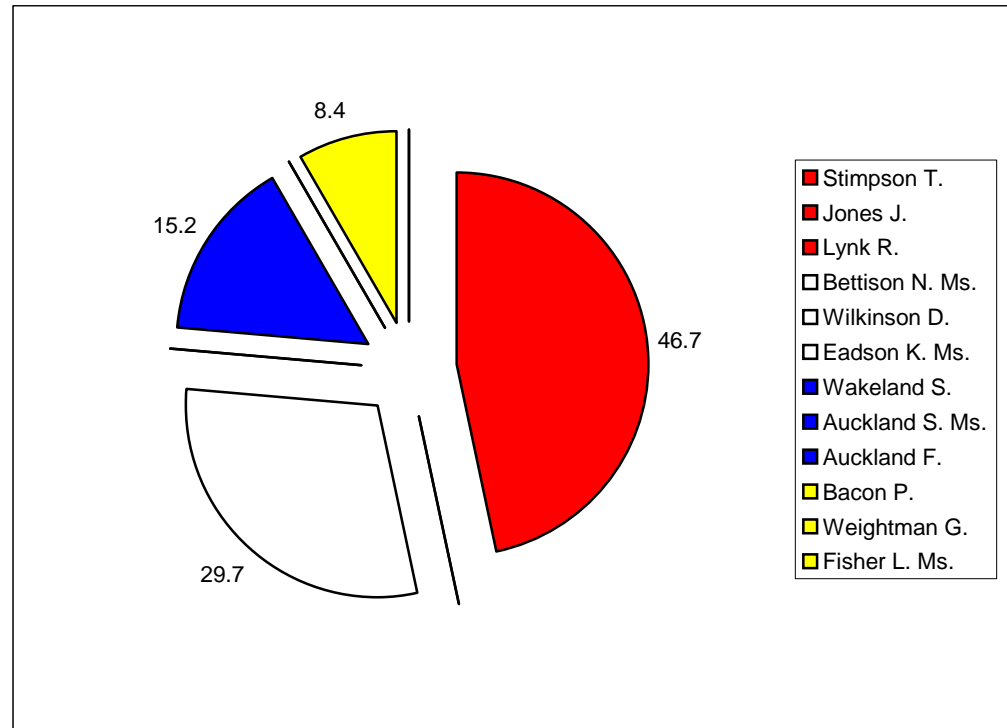


Sutton-In-Ashfield North

| | | | Vote | Share % |
|--------------------|-----|-------------|-------------|----------------|
| Stimpson T. | Lab | Elected | 1,196 | 46.7 |
| Jones J. | Lab | Elected | 1,068 | |
| Lynk R. | Lab | Elected | 951 | |
| Bettison N. Ms. | Res | Not elected | 762 | 29.7 |
| Wilkinson D. | Res | Not elected | 730 | |
| Eadson K. Ms. | Res | Not elected | 671 | |
| Wakeland S. | Con | Not elected | 390 | 15.2 |
| Auckland S. Ms. | Con | Not elected | 328 | |
| Auckland F. | Con | Not elected | 314 | |
| Bacon P. | Lib | Not elected | 215 | 8.4 |
| Weightman G. | Lib | Not elected | 191 | |
| Fisher L. Ms. | Lib | Not elected | 129 | |

Summary

| | |
|------------|------|
| Electorate | 7169 |
| Turnout % | 35.8 |
| Seats | 3 |

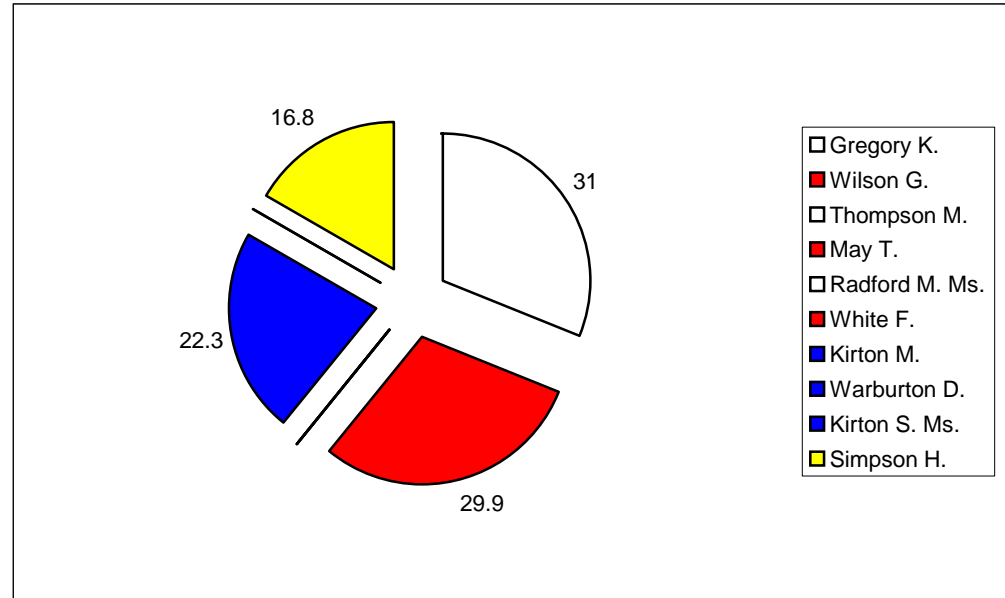


Sutton-In-Ashfield West

| | | | Vote | Share % |
|--------------------|-----|-------------|-------------|----------------|
| Gregory K. | Res | Elected | 1,048 | 31 |
| Wilson G. | Lab | Elected | 1,013 | 29.9 |
| Thompson M. | Res | Elected | 934 | |
| May T. | Lab | Not elected | 906 | |
| Radford M. Ms. | Res | Not elected | 877 | |
| White F. | Lab | Not elected | 867 | |
| Kirton M. | Con | Not elected | 756 | 22.3 |
| Warburton D. | Con | Not elected | 681 | |
| Kirton S. Ms. | Con | Not elected | 633 | |
| Simpson H. | Lib | Not elected | 568 | 16.8 |

Summary

| | |
|------------|------|
| Electorate | 7374 |
| Turnout % | 45.9 |
| Seats | 3 |

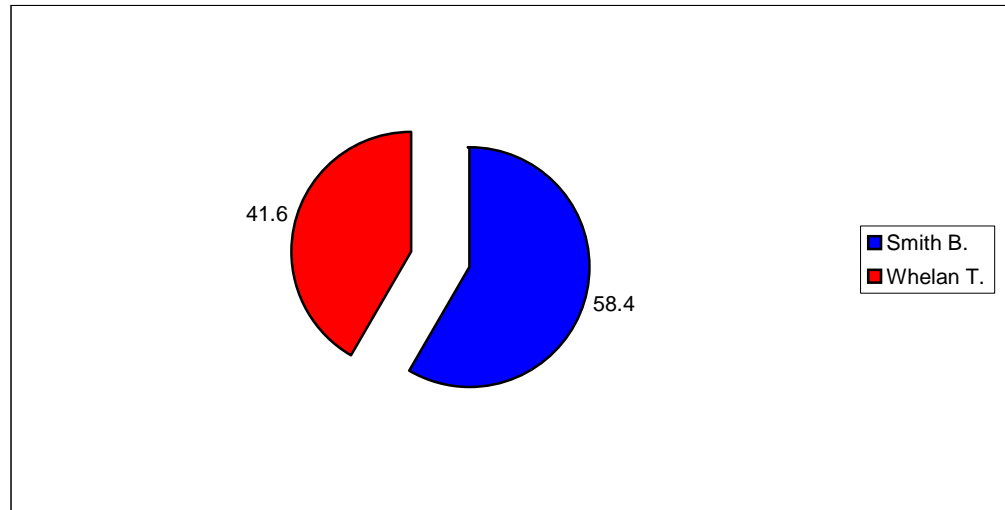


Underwood

| | | | Vote | Share % |
|-----------------|-----|-------------|-------------|----------------|
| Smith B. | Con | Elected | 447 | 58.4 |
| Whelan T. | Lab | Not elected | 318 | 41.6 |

Summary

| | |
|------------|------|
| Electorate | 1810 |
| Turnout % | 42.3 |
| Seats | 1 |



Woodhouse

| | | | Vote | Share % |
|--|-----|-------------|-------------|----------------|
| █ Eggleshaw G. | Lab | Elected | 1,372 | 54.8 |
| █ Green M. | Lab | Elected | 1,204 | |
| █ Elkington K. | Lab | Elected | 1,175 | |
| █ Hayes B. | Con | Not elected | 848 | 33.9 |
| █ Bennett M. | Con | Not elected | 740 | |
| █ Dobbs J. | Con | Not elected | 682 | |
| █ Wilcox P. | Ind | Not elected | 283 | 11.3 |

Summary

| | |
|------------|------|
| Electorate | 5269 |
| Turnout % | 47.5 |
| Seats | 3 |

