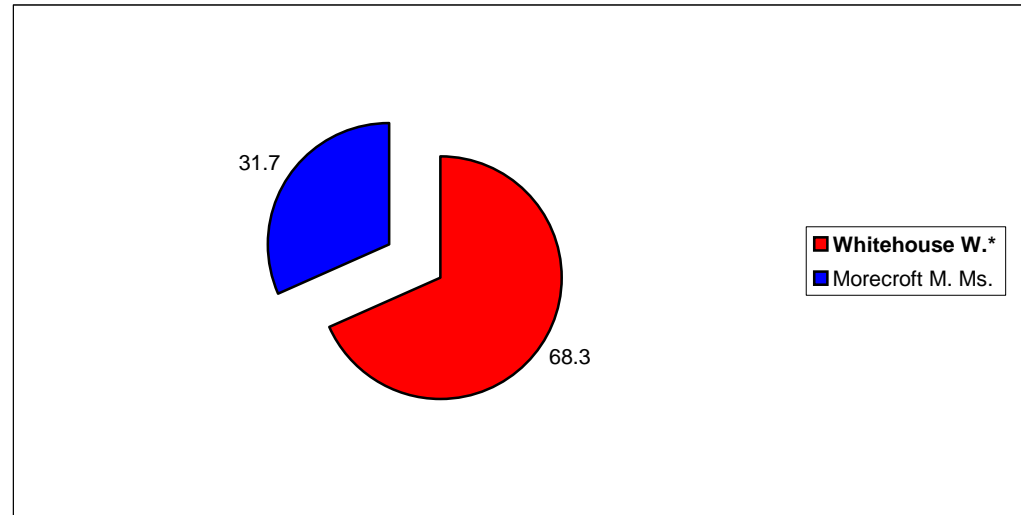


### Hucknall East

|  |     |             | <b>Vote</b> | <b>Share %</b> |
|--|-----|-------------|-------------|----------------|
| <span style="color: red;">■</span> <b>Whitehouse W.*</b> | Lab | Elected     | 2,676       | 68.3           |
| <span style="color: blue;">■</span> Morecroft M. Ms.     | Con | Not elected | 1,240       | 31.7           |

#### **Summary**

|            |      |
|------------|------|
| Electorate | 9713 |
| Turnout %  | 40.3 |
| Seats      | 1    |

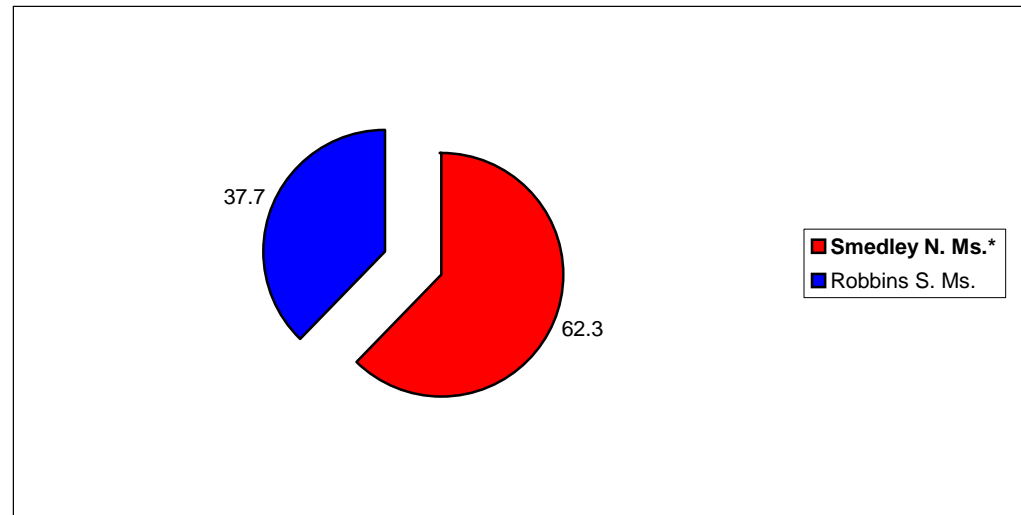


### Hucknall West

|   |     |             | <b>Vote</b> | <b>Share %</b> |
|---|-----|-------------|-------------|----------------|
| <span style="color: red;">■</span> <b>Smedley N. Ms.*</b> | Lab | Elected     | 3,227       | 62.3           |
| <span style="color: blue;">■</span> Robbins S. Ms.        | Con | Not elected | 1,954       | 37.7           |

#### **Summary**

|            |       |
|------------|-------|
| Electorate | 12994 |
| Turnout %  | 39.9  |
| Seats      | 1     |

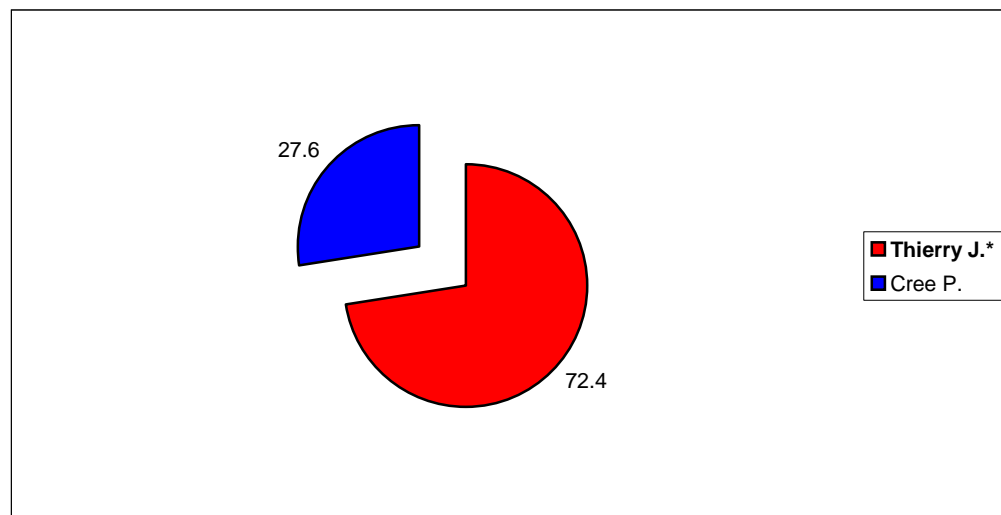


### Kirkby-In-Ashfield North

|                      |     |             | <b>Vote</b> | <b>Share %</b> |
|----------------------|-----|-------------|-------------|----------------|
| ■ <b>Thierry J.*</b> | Lab | Elected     | 2,499       | 72.4           |
| ■ Cree P.            | Con | Not elected | 952         | 27.6           |

#### **Summary**

|            |      |
|------------|------|
| Electorate | 9497 |
| Turnout %  | 36.3 |
| Seats      | 1    |

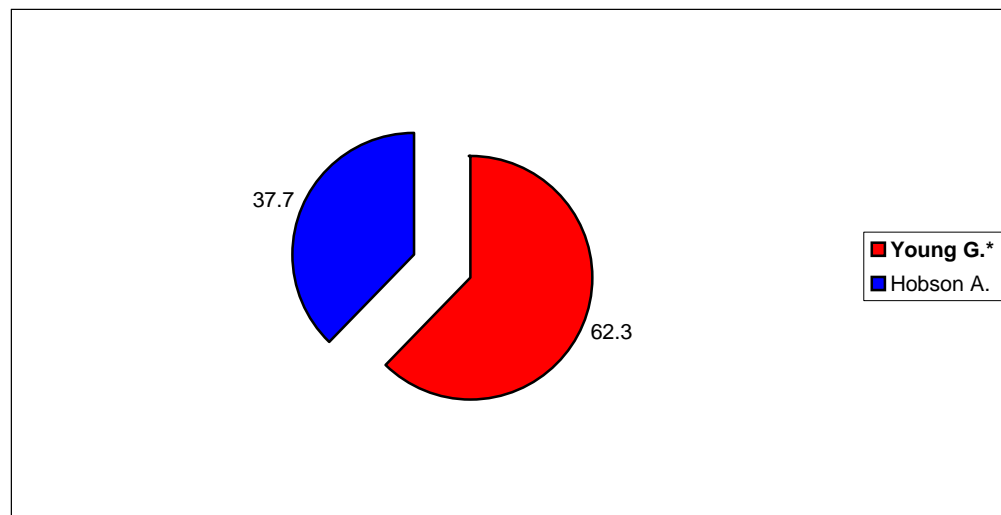


### Kirkby-In-Ashfield South

|                    |     |             | <b>Vote</b> | <b>Share %</b> |
|--------------------|-----|-------------|-------------|----------------|
| ■ <b>Young G.*</b> | Lab | Elected     | 2,607       | 62.3           |
| ■ Hobson A.        | Con | Not elected | 1,579       | 37.7           |

#### **Summary**

|            |       |
|------------|-------|
| Electorate | 10559 |
| Turnout %  | 39.6  |
| Seats      | 1     |

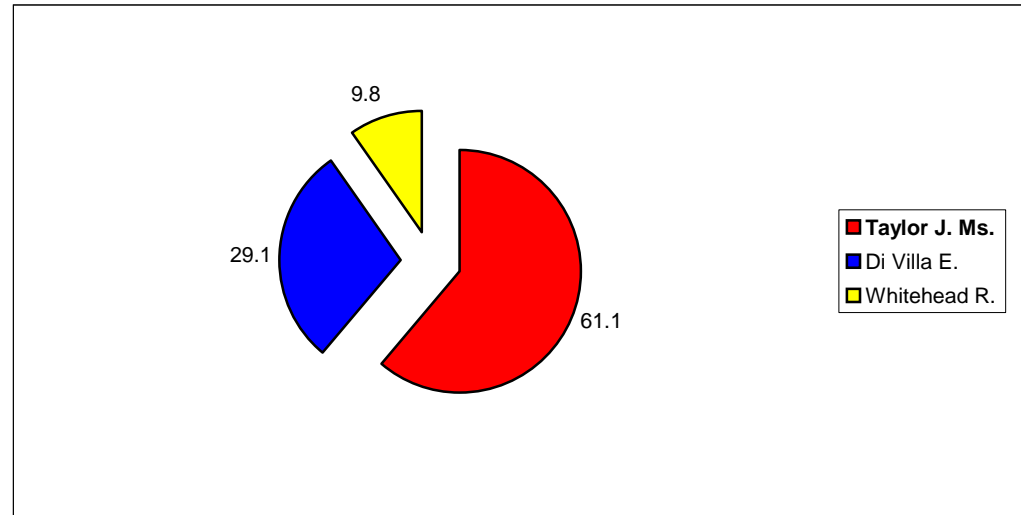


### Selston

|  |     |             | <b>Vote</b> | <b>Share %</b> |
|--|-----|-------------|-------------|----------------|
| <span style="color: red;">■</span> Taylor J. Ms.   | Lab | Elected     | 2,288       | 61.1           |
| <span style="color: blue;">■</span> Di Villa E.    | Con | Not elected | 1,088       | 29.1           |
| <span style="color: yellow;">■</span> Whitehead R. | LD  | Not elected | 366         | 9.8            |

#### **Summary**

|            |      |
|------------|------|
| Electorate | 9675 |
| Turnout %  | 38.7 |
| Seats      | 1    |

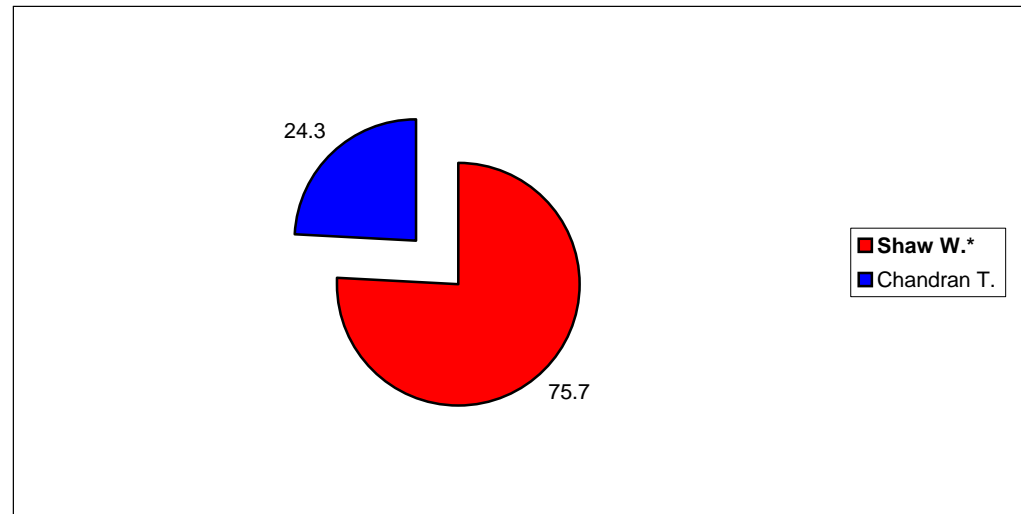


### Sutton-In-Ashfield Central

|   |     |             | <b>Vote</b> | <b>Share %</b> |
|---|-----|-------------|-------------|----------------|
| <span style="color: red;">■</span> Shaw W.*     | Lab | Elected     | 2,482       | 75.7           |
| <span style="color: blue;">■</span> Chandran T. | Con | Not elected | 797         | 24.3           |

#### **Summary**

|            |      |
|------------|------|
| Electorate | 8411 |
| Turnout %  | 39   |
| Seats      | 1    |

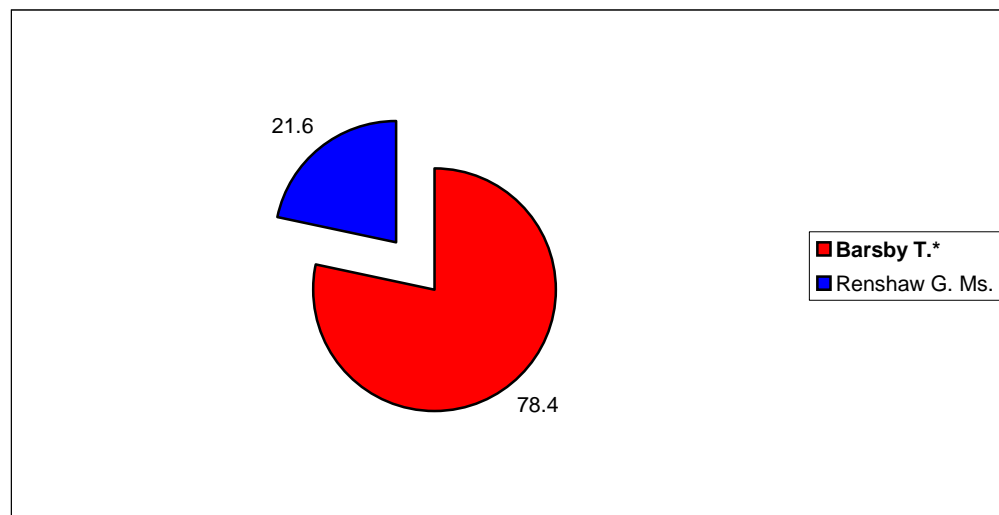


### Sutton-In-Ashfield East

|  |     |             | <b>Vote</b> | <b>Share %</b> |
|--|-----|-------------|-------------|----------------|
| <span style="color: red;">■</span> Barsby T.*      | Lab | Elected     | 2,284       | 78.4           |
| <span style="color: blue;">■</span> Renshaw G. Ms. | Con | Not elected | 630         | 21.6           |

#### **Summary**

|            |      |
|------------|------|
| Electorate | 7732 |
| Turnout %  | 37.7 |
| Seats      | 1    |

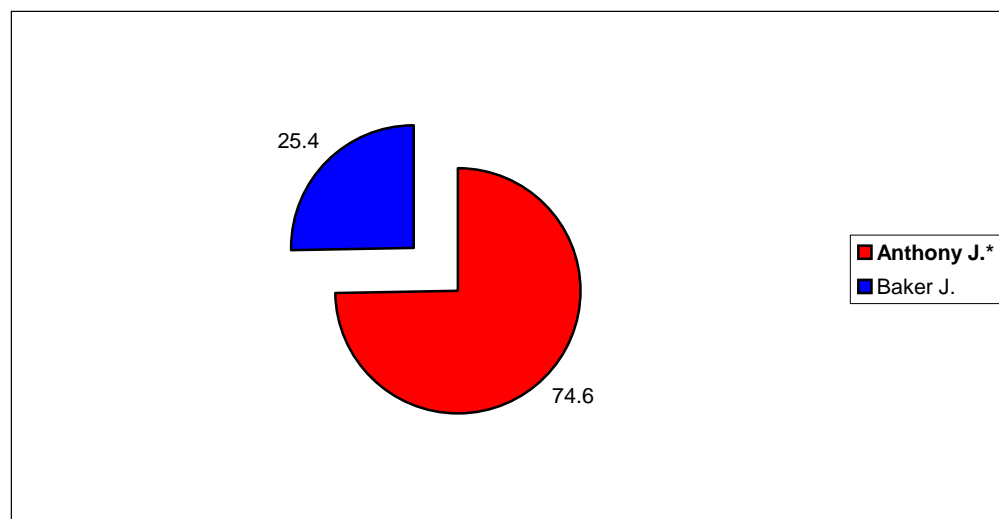


### Sutton-In-Ashfield North

|  |     |             | <b>Vote</b> | <b>Share %</b> |
|--|-----|-------------|-------------|----------------|
| <span style="color: red;">■</span> Anthony J.* | Lab | Elected     | 2,235       | 74.6           |
| <span style="color: blue;">■</span> Baker J.   | Con | Not elected | 762         | 25.4           |

#### **Summary**

|            |      |
|------------|------|
| Electorate | 7807 |
| Turnout %  | 38.4 |
| Seats      | 1    |



**Sutton-In-Ashfield West**

|   |     |             | <b>Vote</b> | <b>Share %</b> |
|---|-----|-------------|-------------|----------------|
| <span style="color: red;">■</span> Kirkham D. | Lab | Elected     | 2,191       | 70.9           |
| <span style="color: blue;">■</span> Hallas M. | Con | Not elected | 899         | 29.1           |

**Summary**

|            |      |
|------------|------|
| Electorate | 7896 |
| Turnout %  | 39.1 |
| Seats      | 1    |

